



MADE IN AUSTRALIA FOR 45 YEARS.

Sunbather began when three students sat on a beach during the 1970 energy crisis. They decided then to form a company to build solar powered products.

Sunbather has been proudly Australian ever since.

Despite competition from imports, Sunbather has never deviated from its goal to **design, engineer and manufacture** environmentally friendly and energy-efficient pool products of the highest standard here in Australia.



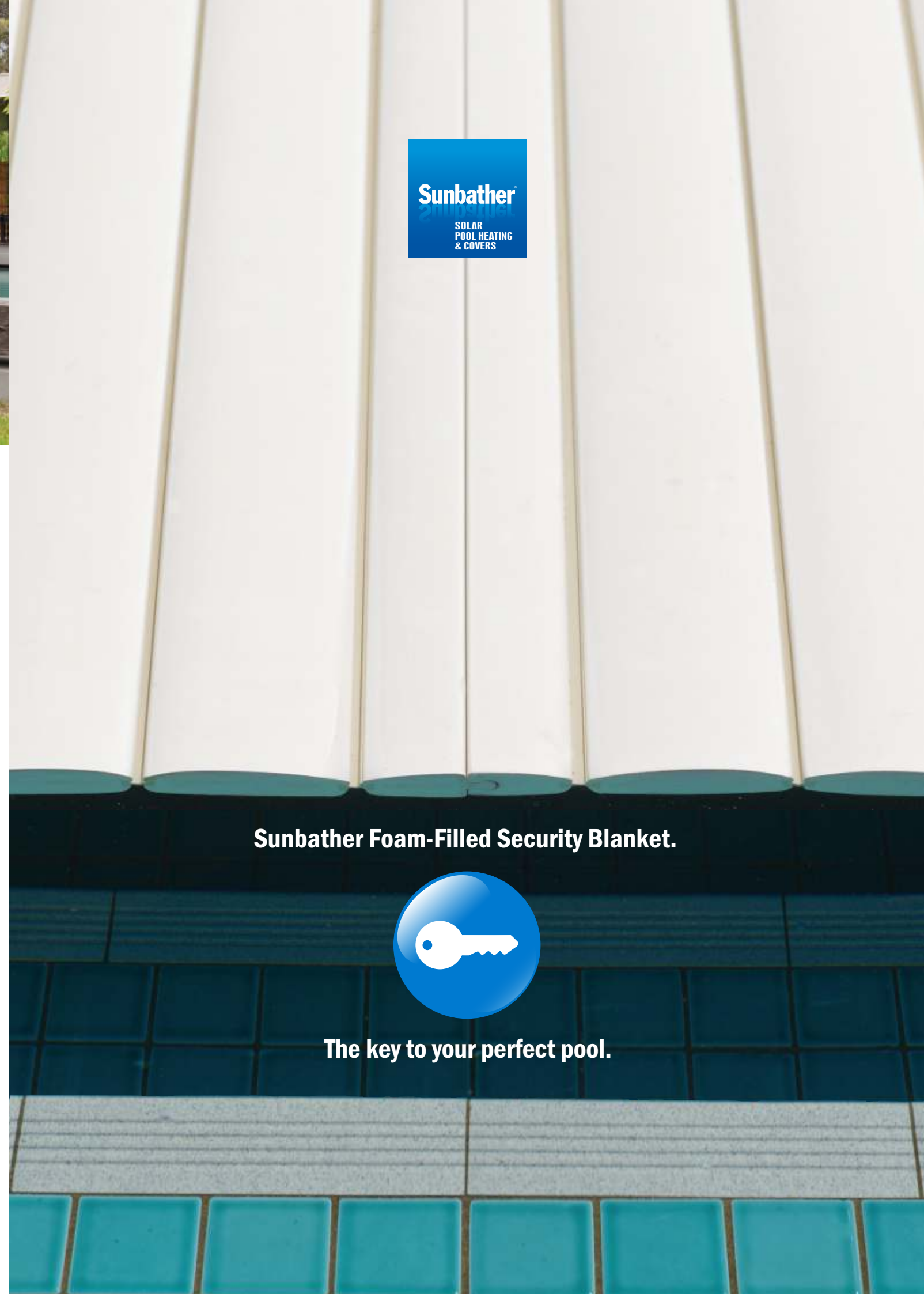
Sunbather Pty Ltd
ABN 81 004 898 631

Head Office:
2174 Frankston-Flinders Rd
Hastings, Victoria 3915
T: 03 5979 5777
F: 03 5979 3577
E: info@sunbather.com.au

NSW Office:
Fair Trading Number 26792C
Unit 5/6 Gladstone Road
Castle Hill, NSW 2154
T: 02 9894 7550
F: 02 9894 6634
E: nsw@sunbather.com.au

QLD Office:
QBCC License Number 728 206
Unit 46/17 Cairns Street
Loganholme, QLD 4129
T: 07 3806 5909
F: 07 3806 1398
E: qld@sunbather.com.au

sunbather.com.au



Sunbather
SOLAR
POOL HEATING
& COVERS

Sunbather Foam-Filled Security Blanket.



The key to your perfect pool.

The dictionary defines a SECURITY BLANKET as something that affords a sense of reassurance, support, well-being and comfort to its possessor and this one has a KEY!



WITH THIS KEY, YOUR POOL LOOKS BEAUTIFUL EVEN WHEN IT'S COVERED UP.

When you've put so much time, thought and money into making your pool look beautiful, putting a cover on it was a shame. Pool covers have always been basic, functional but not very attractive. Thankfully, a Security Blanket can now match your design standards. Quite simply, it's the best looking pool cover in the world.



JUST ONE SMALL KEY TO OPEN AND CLOSE YOUR POOL. IT'S THAT EASY!

Handling bulky, awkward pool covers has always been a chore. For the very young and the elderly, it usually proves to be impossible.

With a Security Blanket however, you **just turn the key when you want to swim**. The motor-drive quietly glides the cover off the pool while you're getting changed.

When you've finished swimming, turn the key back to close the cover and seal the pool while you're drying off. It's so easy, that Security Blanket owners often say it's the thing they love most about their pool.



IT'S THE KEY TO YOUR PEACE-OF-MIND.

Peace-of-mind comes from knowing your loved ones are safe so it's comforting to know that, all around the world, pools fitted with the Security Blanket technology have a **100% safety record**.

It's key locked when you're not around. And its rigid, buoyant, foam-filled **CVX** slats are strong enough to support small children and pets if they decide to climb over the fence or gate. In fact, they'll even support the weight of an adult!





THE KEY TO SAVING HEAT ... AND DOUBLING THE VALUE OF YOUR POOL.

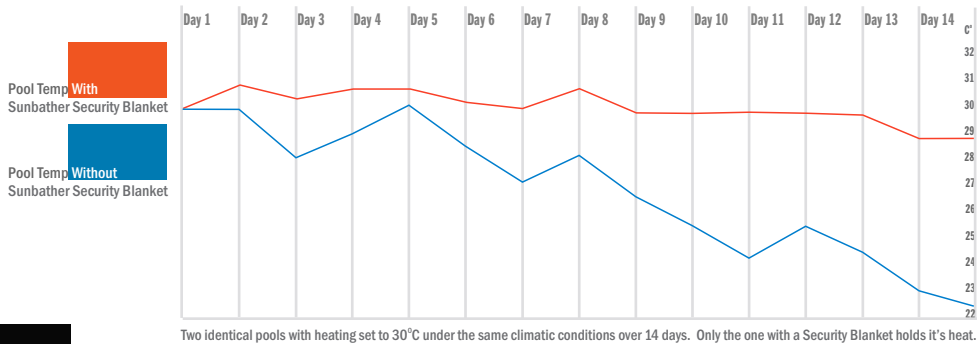
An uncovered pool loses 92% of its heat through the surface. Only 8% is lost through walls and floor.

As the graph below shows, covering the pool with a **Security Blanket keeps the pool temperature high.**

That means many more swimming days per year and more swimming hours per day.



No waiting for the pool to warm up.



A warmer pool means:

- Teenagers stay home with their friends to have fun in the pool.
- More time for your health and fitness regime.
- More early morning pool fun for young children.
- More evenings spent relaxing by the pool.
- More memorable pool parties.

Put simply, Security Blanket will **DOUBLE** the return on your pool investment!




THE KEY TO SAVING A LOT OF WATER!

Uncovered pools can lose the equivalent of the pool's entire volume of water through evaporation each year.

With a Sunbather Security Blanket on the pool, **evaporation is almost zero.**

That's why their Security Blanket has been awarded the Smart Approved Watermark and Climate Care Certification.



No condensation damage to indoor pools.



THE KEY TO SAVING A LOT OF MONEY.

If your pool or spa has gas or electric heating* a Security Blanket will **slash your pool heating bills by two-thirds!**

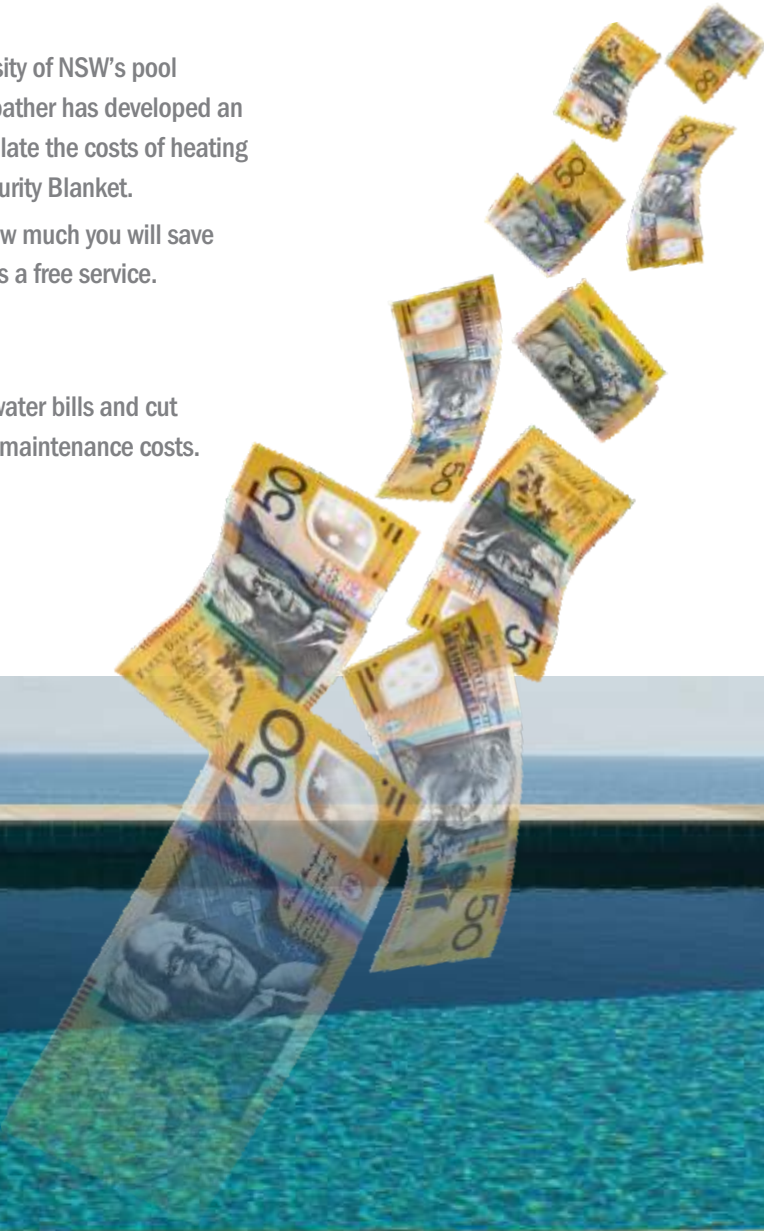


Building on the University of NSW's pool heating program, Sunbather has developed an 'app' to precisely calculate the costs of heating with and without a Security Blanket.

If you'd like to know how much you will save just call Sunbather - it's a free service.

A Security Blanket will also save money on your water bills and cut chemical consumption and reduce cleaning and maintenance costs.

* Pool covers are now mandatory on gas or electric heated pools.



With a Security Blanket your pool won't lose heat won't lose water and you won't lose money!



FOAM-FILLED **CVX** SLATS RAISE THE BAR FOR SECURITY BLANKETS!



Almost indestructible.



Two **CVX** strips coupled together.


Sunbather have been selling and installing Security Blankets with traditional hollow slats for well over a decade. Those systems were extremely effective and popular. But like all emerging technologies, they have now been superseded by the extraordinary **CVX** foam-filled slats.

Each **CVX** strip is three slats wide and contains two full slats and one half slat with a tongue and another on the other side with a groove. The strips slide together and can be easily cut to create curves and angles to fit your pool.

This patented strip design can be used to replace older slat cover systems and allows **CVX** to roll up tighter and smaller on a roller than any other system. **CVX** slats will resist hail and freezing - as well as temperatures up to 100°C!

These new slats are patented world-wide. They are state of the art with high flex polyurethane hinges for easy rolling.

Stainless steel fasteners and high tensile dowels to lock the entire cover together to provide superior heat retention, easier installation, longer life and amazing strength and durability.




High Tensile Dowels



FOUR KEYS TO MATCH YOUR POOL COLOURS.

Years of experience have shown that just four contemporary **CVX** colours - Cream White, Steel [Dark] Grey, Silex [Light] Grey and Arctic Blue will blend with almost any pool colour or finish.



INSTALLATION OPTIONS FOR MOST POOLS.

- A. Locating the cover and roller in a pit at one end of the pool is a popular configuration on new pools. Turn the key and the cover slips back into a slot at the end of the pool to open the pool ready for swimming. Turn the key the other way and the cover emerges through that slot to close the pool.




[A]. Below-deck Installation.

- B. Sometimes, mounting the roller above the ground option is best, especially on existing pools. Even with the roller and **CVX** cover in full view, the system looks very impressive.



[B]. Above-deck Installation.


- C. Another option is to locate that submerged chamber below the surface but well above the floor to create a seat at one end of the pool.



[C]. Below-deck with Boxed Submerged Roller.

- D. Alternatively, this chamber can be located out of the way below the pool floor. Down there is so far out of sight that it is not visible in the attached picture.

For more information on all the installation options see the Sunbather Security Blanket Technical Data Sheet.



[D]. Roller cavity is below the floor and out of sight.



SUNBATHER'S NATIONAL SERVICE AND INSTALLATION NETWORK.

Being an Australian company focused on Australian products for Australian conditions, Sunbather has established a network of technicians who are totally committed to providing complete installation and service support for all Sunbather products wherever they are in Australia.